



Marathwada Mitramandal's
COLLEGE OF ENGINEERING

S.No.18, Plot No.5/3, Karvenagar, Pune-411 052

Accredited with 'A' Grade by NAAC

Accredited by NBA (Electrical and Mechanical Engg. Department)

Recipient of 'Best College Award 2019' of SPPU

Recognized under section 2(f) and 12B of UGC Act 1956

'येथे बहुतांचे हित ।'


NAAC SSR - DVV Clarification Response

Metric ID: 4.1.2

Deviation Details: Percentage of expenditure excluding salary for infrastructure augmentation during last five years (INR in Lakhs)

Findings of DVV: Provide the schedule of fixed assets in which relevant items regarding infrastructure augmentation highlighted duly certified by Finance officer and CA for the year 2017-18 , 2018-19, 2019-20,2020-21, 2021-22

Sr. No.	Parameters	Page number
1	Summary of fixed assets for last five years	<u>2</u>
2	schedule of fixed assets in 2017-18	<u>3-4</u>
3	schedule of fixed assets in 2018-19	<u>5-6</u>
4	schedule of fixed assets in 2019-20	<u>7-9</u>
5	schedule of fixed assets in 2020-21	<u>10-12</u>
6	schedule of fixed assets in 2021-22	<u>13-14</u>





'येथे बहुतांचे हित'

Recipient of "Best College Award 2019" by SPPU
Accredited with NBA (Mechanical Engg. & Electrical Engg.)

(Approved by AICTE New Delhi,
Recognised by Government of Maharashtra and
Permanently Affiliated to Savitribai Phule Pune University)


Sr. No. 18, Plot No. 5/3, Near Vandevi Temple,
Karvenagar, Pune - 411 052.

Id No. : PU/PN/Engg./251/2006)

CERTIFICATE

We are providing the computation of total expenditure on Infrastructure Augmentation for the Year 2017-18, 2018-19, 2019-20, 2020-21 & 2021-22. All the heads of account and respective amounts are taken from fixed assets.

Sr.No.	Head of Account	2017-18	2018-19	2019-20	2020-21	2021-22
		Amount Rs.	Amount Rs.	Amount Rs.	Amount Rs.	Amount Rs.
1	Building	6745788.00	20567562.50	264729.00	5511412.00	-
2	CCTV Setup	-	80992.77	133505.00	-	-
3	Computer Laptop & Software	973413.80	1286837.46	1125809.99	15673.00	20041710.00
4	Electrical Equipments	35101.84	10797.00	18531.90	533.74	877774.86
5	Electronics Equipments	349581.16	1006205.73	17110.00	44497.75	2508477.59
6	Furniture & Fixtures	213685.20	15480366.37	3523968.98	50906.26	743188.20
7	Machine & Tools	7250.00	-	-	4956.00	-
8	Office Equipments	106261.00	-	204524.00	67260.00	159429.20
9	Chemistry Lab Equipments	-	9594.50	-	-	63489.00
10	Electrical Fixtures	96327.00	498144.18	-	-	-
11	Equipments - BCUD	-	48000.00	-	-	-
12	Sports & Gymkhana Equipments	6500.00	147500.00	-	-	87680.00
13	Versatile Refrigeration Test Rig	-	218300.00	-	-	-
14	Workshop Material	56230.00	18354.50	-	-	-
15	Lab Equipments	357230.00	-	-	-	1508268.22
16	Mechanical Lab Equipments	1536.00	-	-	-	93598.00
17	Musical Equipments	29500.00	-	-	-	-
18	Fire Extinguisher	-	-	-	-	194855.76
	Total Rs.	8978404	39372655.01	5288178.87	5695238.75	26278470.83
	Total Rs.(In Lacs)	89.78	393.73	52.88	56.95	262.78




Principal
M. M. College of Engineering
Karvenagar, Pune-52.

MARATHWADA MITRA MANDAL'S
COLLEGE OF ENGINEERING
S.NO.18, PLOT.NO.5/3, NEAR VANADEVIL TEMPLE, KARVENAGAR, PUNE - 411 052
Schedule to and forming part of the Balance Sheet As on 31st March, 2018

SCHEDULE 6 : FIXED ASSETS

STATEMENT OF DEPRECIATION FOR THE YEAR 2017-18

Sr. No.	Particulars	Dep. Rate	Opening Balance (WDV)	Additions during the Year		Deletion	Closing Balance	Total Depreciation	Closing WDV
				Before	After				
				30.09.2017	30.09.2017				
1	Building	10%	119,414,046.00	20,497.00	6,725,291.00	-	126,159,834.00	12,279,719.00	113,880,115.00
2	Biological Waste Disposal Project	15%	11,007.00	8,825.00	-	-	19,832.00	2,975.00	16,857.00
3	Computer, Laptop & Softwares	40%	2,645,844.90	778,123.80	-	-	3,423,968.70	1,369,587.00	2,054,381.70
4	Chemistry Lab Equipments	15%	57,004.00	-	-	-	57,004.00	8,551.00	48,453.00
5	Electrical Equipments	15%	7,925,950.20	3,890.84	31,211.00	-	7,961,052.04	1,191,817.00	6,769,235.04
6	Electrical Fixture	15%	2,626,343.00	96,327.00	-	-	2,722,670.00	408,401.00	2,314,269.00
7	Electronic Equipments	15%	7,185,723.55	80,824.16	96,757.00	-	7,363,304.71	1,097,239.00	6,266,065.71
8	Electronic Equipments - Centre of Excellence	15%	50,750.00	-	-	-	50,750.00	7,613.00	43,137.00
9	Equipment Under BCUD Project - Dr Sawaikar	15%	17,416.00	-	-	-	17,416.00	2,612.00	14,804.00
10	Equipment Under BCUD Project - Prof Deulgaonkar	15%	95,062.00	-	-	-	95,062.00	14,259.00	80,803.00
11	Fire Extinguisher	15%	3,568,261.00	3,794.00	-	-	3,572,055.00	535,808.00	3,036,247.00
12	Furniture & Fixture	10%	14,805,198.52	186,797.00	-	-	14,991,995.52	1,499,200.00	13,492,795.52
13	Laboratory Equipments	15%	966,501.00	357,230.00	-	-	1,323,731.00	198,560.00	1,125,171.00
14	Library Books & Digital Library	40%	398,409.62	255,064.00	64,090.00	7,742.00	709,821.62	271,111.00	438,710.62
15	Library Books Sc Scholarship 1516 SWD	40%	220,895.00	28,085.00	-	-	248,980.00	99,592.00	149,388.00
16	Library Books BCUD Project Mrs Sawaikar	40%	1,752.00	-	-	-	1,752.00	701.00	1,051.00
17	Library Books BCUD Project Mrs Shirvale	40%	3,454.00	-	-	-	3,454.00	1,382.00	2,072.00
18	Library Books Under BCUD Project	40%	1,909.00	-	-	-	1,909.00	764.00	1,145.00
19	Machine & Tools	15%	1,046,274.00	7,250.00	-	-	1,053,524.00	158,029.00	895,495.00
20	Mechanical Lab Equipments	15%	175,002.00	1,536.00	-	-	176,538.00	26,481.00	150,057.00



22 AUG 2018



21	Musical Equipments	15%	106,099.00	29,500.00	-	-	135,599.00	20,340.00	115,259.00
22	Office Equipments	15%	487,088.90	-	-	-	487,088.90	73,063.00	414,025.90
23	Physics Lab Equipments	15%	116,995.00	-	-	-	116,995.00	17,549.00	99,446.00
24	Plant & Machinery	15%	984,843.00	-	-	-	984,843.00	147,726.00	837,117.00
25	Rain Water Harvesting System	15%	16,260.00	-	-	-	16,260.00	2,439.00	13,821.00
26	RO Plant - 1000 LPH	15%	268,829.00	-	-	-	268,829.00	40,324.00	228,505.00
27	Sports & Gymkhana Equipments	15%	315,031.00	-	6,500.00	-	321,531.00	47,742.00	273,789.00
28	Vehicle - Honda Activa	15%	44,226.00	-	-	-	44,226.00	6,634.00	37,592.00
29	Vehicle - Motar Car	15%	511,112.35	-	-	-	511,112.35	76,667.00	434,445.35
30	Workshop Material	15%	273,183.00	-	56,230.00	-	329,413.00	45,195.00	284,218.00
31	Computers & Software - R&D	40%	-	195,290.00	-	-	195,290.00	78,116.00	117,174.00
32	Furniture & Fixtures Exp. - NAAC	10%	-	23,788.20	3,100.00	-	26,888.20	2,534.00	24,354.20
33	Led Television - NAAC	15%	-	172,000.00	-	-	172,000.00	25,800.00	146,200.00
34	Medical Equipments - NAAC	15%	-	2,700.00	-	-	2,700.00	405.00	2,295.00
35	Saraswati Temple - MMCOE Porch	10%	-	70,360.00	-	-	70,360.00	7,036.00	63,324.00
36	Submersible Pump 7.5 Hp	15%	-	-	33,201.00	-	33,201.00	2,490.00	30,711.00
TOTAL			164,340,470.04	2,321,882.00	7,016,380.00	7,742.00	173,670,990.04	19,768,461.00	153,902,529.04



22 AUG 2018

MARATHWADA MITRA MANDAL'S

COLLEGE OF ENGINEERING

S.NO.18, PLOT.NO.5/3, NEAR VANADEVI TEMPLE, KARVENAGAR, PUNE - 411 052


Schedule to and forming part of the Balance Sheet As on 31st March, 2019

SCHEDULE 6 : FIXED ASSETS


STATEMENT OF DEPRECIATION FOR THE YEAR 2018-19

(Amount Rs.)


Sr. No.	Particulars	Dep. Rate	Opening Balance (WDV)	Additions during the Year		Deletion	Closing Balance	Total Depreciation	Closing WDV
				Before 30.09.2018	After 30.09.2018				
1	Building	10%	113,880,115.00	-	20,567,562.50	-	134,447,677.50	12,416,390.00	122,031,287.50
2	Biological Waste Disposal Project	15%	16,857.00	-	-	-	16,857.00	2,529.00	14,328.00
3	CCTV Setup	15%	-	-	80,992.77	-	80,992.77	6,074.00	74,918.77
4	Computer, Laptop & Softwares	40%	2,054,381.70	-	1,282,829.46	-	3,337,211.16	1,078,319.00	2,258,892.16
5	Chemistry Lab Equipments	15%	48,453.00	-	9,594.50	-	58,047.50	7,988.00	50,059.50
6	Electrical Equipments	15%	6,769,235.04	-	10,797.00	-	6,780,032.04	1,016,195.00	5,763,837.04
7	Electrical Fixture	15%	2,314,269.00	-	498,144.18	-	2,812,413.18	384,501.00	2,427,912.18
8	Electronic Equipments	15%	6,266,065.71	-	1,006,205.73	-	7,272,271.44	1,015,375.00	6,256,896.44
9	Electronic Equipments - Centre of Excellence	15%	43,137.00	-	-	-	43,137.00	6,471.00	36,666.00
10	Equipment Under BCUD Project - Dr Sawaikar	15%	14,804.00	-	-	-	14,804.00	2,221.00	12,583.00
11	Equipment Under BCUD Project - Prof Deulgaonkar	15%	80,803.00	-	-	-	80,803.00	12,120.00	68,683.00
12	Equipment Under BCUD Project	15%	-	-	48,000.00	-	48,000.00	3,600.00	44,400.00
13	Fire Extinguisher	15%	3,036,247.00	-	-	-	3,036,247.00	455,437.00	2,580,810.00
14	Furniture & Fixture	10%	13,492,795.52	10,397,115.00	5,083,251.37	-	28,973,161.89	2,643,154.00	26,330,007.89
15	Laboratory Equipments	15%	1,125,171.00	-	-	-	1,125,171.00	168,776.00	956,395.00
16	Library Books & Digital Library	40%	438,710.62	26,253.00	46,125.00	-	511,088.62	195,210.00	315,878.62
17	Library Books Sc Scholarship 1516 SWD	40%	149,388.00	-	-	-	149,388.00	59,755.00	89,633.00
18	Library Books BCUD Project Mrs Sawaikar	40%	1,051.00	-	-	-	1,051.00	420.00	631.00
19	Library Books BCUD Project Mrs Shirvale	40%	2,072.00	-	-	-	2,072.00	829.00	1,243.00
20	Library Books Under BCUD Project	40%	1,145.00	10,978.00	12,816.00	-	24,939.00	7,412.00	17,527.00
21	Machine & Tools	15%	895,495.00	-	-	-	895,495.00	134,324.00	761,171.00



22 OCT 2019



Sr. No.	Particulars	Dep. Rate	Opening Balance (WDV)	Additions during the Year		Deletion	Closing Balance	Total Depreciation	Closing WDV
				Before 30.09.2018	After 30.09.2018				
22	Mechanical Lab Equipments	15%	150,057.00	-	-	-	150,057.00	22,509.00	127,548.00
23	Musical Equipments	15%	115,259.00	-	-	-	115,259.00	17,289.00	97,970.00
24	Office Equipments	15%	414,025.90	-	-	-	414,025.90	62,104.00	351,921.90
25	Physics Lab Equipments	15%	99,446.00	-	-	-	99,446.00	14,917.00	84,529.00
26	Plant & Machinery	15%	837,117.00	-	-	-	837,117.00	125,568.00	711,549.00
27	Rain Water Harvesting System	15%	13,821.00	-	-	-	13,821.00	2,073.00	11,748.00
28	RO Plant - 1000 LPH	15%	228,505.00	-	-	-	228,505.00	34,276.00	194,229.00
29	Sports & Gymkhana Equipments	15%	273,789.00	-	147,500.00	-	421,289.00	52,131.00	369,158.00
30	Vehicle - Honda Activa	15%	37,592.00	-	-	-	37,592.00	5,639.00	31,953.00
31	Vehicle - Motar Car	15%	434,445.35	-	-	-	434,445.35	65,167.00	369,278.35
32	Versatile Refrigeration Test Rig - ASHRAE GRANT	15%	-	218,300.00	-	-	218,300.00	32,745.00	185,555.00
33	Workshop Material	15%	284,218.00	-	18,354.50	-	302,572.50	44,009.00	258,563.50
34	Computers & Software - R&D	40%	117,174.00	-	4,008.00	-	121,182.00	47,671.00	73,511.00
35	Furniture & Fixtures Exp. - NAAC	10%	24,354.20	-	-	-	24,354.20	2,435.00	21,919.20
36	Led Television - NAAC	15%	146,200.00	-	-	-	146,200.00	21,930.00	124,270.00
37	Medical Equipments - NAAC	15%	2,295.00	-	-	-	2,295.00	344.00	1,951.00
38	Saraswati Temple - MMCOE Porch	10%	63,324.00	-	-	-	63,324.00	6,332.00	56,992.00
39	Submersible Pump 7.5 Hp	15%	30,711.00	-	-	-	30,711.00	4,607.00	26,104.00
	TOTAL		153,902,529.04	10,652,646.00	28,816,181.01	-	193,371,356.05	20,178,846.00	173,192,510.05



22 OCT 2019



2019-20

MARATHWADA MITRA MANDAL'S
COLLEGE OF ENGINEERING

S.NO.18, PLOT.NO.5/3, NEAR VANADEVIL TEMPLE, KARVENAGAR, PUNE - 411 052
Schedule to and forming part of the Balance Sheet As on 31st March, 2020

STATEMENT OF DEPRECIATION FOR THE YEAR 2019-20

Sr. No.	Particulars	Dep. Rate	Opening Balance (WDV)	Additions during the Year		Deletion	Closing Balance	Total Depreciation	Closing WDV
				Before 30.09.2019	After 30.09.2019				
1	Building	10%	122,031,287.50	-	264,729.00	-	122,296,016.50	12,216,365.00	110,079,651.50
2	Biological Waste Disposal Project	15%	14,328.00	-	-	-	14,328.00	2,149.00	12,179.00
3	CCTV Setup	15%	74,918.77	13,912.20	119,593.00	-	208,423.97	22,294.00	186,129.97
4	Computer, Laptop & Softwares	40%	2,258,892.16	2,449.99	1,123,360.00	-	3,384,702.15	1,129,209.00	2,255,493.15
5	Chemistry Lab Equipments	15%	50,059.50	-	-	-	50,059.50	7,509.00	42,550.50
6	Electrical Equipments	15%	5,763,837.04	-	11,500.00	-	5,775,337.04	865,438.00	4,909,899.04
7	Electrical Lab Equipments	15%	-	-	7,031.90	-	7,031.90	527.00	6,504.90
8	Electrical Fixture	15%	2,427,912.18	-	-	-	2,427,912.18	364,187.00	2,063,725.18
9	Electronic Equipments	15%	6,256,896.44	17,110.00	-	-	6,274,006.44	941,101.00	5,332,905.44
10	Electronic Equipments - Centre of Excellence	15%	36,666.00	-	-	-	36,666.00	5,500.00	31,166.00
11	Equipment Under BCUD Project - Dr Sawaikar	15%	12,583.00	-	-	-	12,583.00	1,887.00	10,696.00
12	Equipment Under BCUD Project - Prof Deulgaonkar	15%	68,683.00	-	-	-	68,683.00	10,302.00	58,381.00
13	Equipment Under BCUD Project	15%	44,400.00	-	-	-	44,400.00	6,660.00	37,740.00
14	Fire Extinguisher	15%	2,580,810.00	-	-	-	2,580,810.00	387,122.00	2,193,688.00
15	Furniture & Fixture	10%	26,330,007.89	-	3,523,968.98	-	29,853,976.87	2,809,199.00	27,044,777.87



2019-20


MARATHWADA MITRA MANDAL'S
COLLEGE OF ENGINEERING

S.NO.18, PLOT.NO.5/3, NEAR VANADEVI TEMPLE, KARVENAGAR, PUNE - 411 052

Schedule to and forming part of the Balance Sheet As on 31st March, 2020

STATEMENT OF DEPRECIATION FOR THE YEAR 2019-20

Sr. No.	Particulars	Dep. Rate	Opening Balance (WDV)	Additions during the Year		Deletion	Closing Balance	Total Depreciation	Closing WDV
				Before 30.09.2019	After 30.09.2019				
16	Laboratory Equipments	15%	956,395.00	-	-	-	956,395.00	143,459.00	812,936.00
17	Library Books & Digital Library	40%	315,878.62	14,949.00	10,381.00	-	341,208.62	134,407.00	206,801.62
18	Library Books Sc Scholarship 1516 SWD	40%	89,633.00	-	-	-	89,633.00	35,853.00	53,780.00
19	Library Books BCUD Project Mrs. Sawaikar	40%	631.00	-	-	-	631.00	252.00	379.00
20	Library Books BCUD Project Mrs. Shirvale	40%	1,243.00	-	-	-	1,243.00	497.00	746.00
21	Library Books Under BCUD Project	40%	17,527.00	766.00	-	-	18,293.00	7,317.00	10,976.00
22	Machine & Tools	15%	761,171.00	-	-	-	761,171.00	114,176.00	646,995.00
23	Mechanical Lab Equipments	15%	127,548.00	-	-	-	127,548.00	19,132.00	108,416.00
24	Musical Equipments	15%	97,970.00	-	-	-	97,970.00	14,696.00	83,274.00
25	Office Equipments	15%	351,921.90	18,464.00	186,060.00	-	556,445.90	69,512.00	486,933.90
26	Physics Lab Equipments	15%	84,529.00	-	-	-	84,529.00	12,679.00	71,850.00
27	Plant & Machinery	15%	711,549.00	-	-	-	711,549.00	106,732.00	604,817.00
28	Rain Water Harvesting System	15%	11,748.00	-	-	-	11,748.00	1,762.00	9,986.00
29	RO Plant - 1000 LPH	15%	194,229.00	-	-	-	194,229.00	29,134.00	165,095.00
30	Sports & Gymkhana Equipments	15%	369,158.00	-	-	-	369,158.00	55,374.00	313,784.00
31	Vehicle - Go Kart Competition	15%	31,953.00	-	-	-	31,953.00	4,793.00	27,160.00




2019-20

MARATHWADA MITRA MANDAL'S
COLLEGE OF ENGINEERING

S.NO.18, PLOT.NO.5/3, NEAR VANADEVI TEMPLE, KARVENAGAR, PUNE - 411 052
Schedule to and forming part of the Balance Sheet As on 31st March, 2020

STATEMENT OF DEPRECIATION FOR THE YEAR 2019-20

Sr. No.	Particulars	Dep. Rate	Opening Balance (WDV)	Additions during the Year		Deletion	Closing Balance	Total Depreciation	Closing WDV
				Before 30.09.2019	After 30.09.2019				
32	Vehicle - Motor Car	15%	369,278.35	-	-	-	369,278.35	55,392.00	313,886.35
33	Versatile Refrigeration Test Rig - ASHRAE GRANT	15%	185,555.00	-	-	-	185,555.00	27,833.00	157,722.00
34	Workshop Material	15%	258,563.50	-	-	-	258,563.50	38,785.00	219,778.50
35	Computers & Software - R&D	40%	73,511.00	-	-	-	73,511.00	29,404.00	44,107.00
36	Furniture & Fixtures Exp. - NAAC	10%	21,919.20	-	-	-	21,919.20	2,192.00	19,727.20
37	Led Television - NAAC	15%	124,270.00	-	-	-	124,270.00	18,641.00	105,629.00
38	Medical Equipments - NAAC	15%	1,951.00	-	-	-	1,951.00	293.00	1,658.00
39	Saraswati Temple - MMCOE Porch	10%	56,992.00	-	-	-	56,992.00	5,699.00	51,293.00
39	Submersible Pump 7.5 Hp	15%	26,104.00	-	-	-	26,104.00	3,916.00	22,188.00
	TOTAL RS.		173,192,510.05	67,651.19	5,246,623.88	-	178,506,785.12	19,701,379.00	158,805,406.12




PRINCIPAL
M.M. College of Engineering
Karvenagar, Pune-52.

MARATHWADA MITRA MANDAL'S
COLLEGE OF ENGINEERING
S.NO.18, PLOT.NO.5/3, NEAR VANADEVIL TEMPLE, KARVENAGAR, PUNE - 411 052


Schedule to and forming part of the Balance Sheet As on 31st March, 2021

SCHEDULE 6 : FIXED ASSETS

STATEMENT OF DEPRECIATION FOR THE YEAR 2020-21

(Amount Rs.)

Sr. No.	Particulars	Dep. Rate	Opening Balance (WDV)	Additions during the Year		Deletion	Closing Balance	Total Depreciation	Closing WDV
				Before 30.09.2020	After 30.09.2020				
1	Building	10%	110,079,651.50		5,511,412.00	-	115,591,063.50	11,283,536.00	104,307,527.50
2	Biological Waste Disposal Project	15%	12,179.00			-	12,179.00	1,827.00	10,352.00
3	CCTV Setup	15%	186,129.97			-	186,129.97	27,919.00	158,210.97
4	Computer, Laptop & Softwares	40%	2,255,493.15		15,673.00	-	2,271,166.15	905,332.00	1,365,834.15
5	Chemistry Lab Equipments	15%	42,550.50			-	42,550.50	6,383.00	36,167.50
6	Electrical Equipments	15%	4,909,899.04		533.74	-	4,910,432.78	736,525.00	4,173,907.78
7	Electrical Lab Equipments	15%	6,504.90			-	6,504.90	976.00	5,528.90
8	Electrical Fixture	15%	2,063,725.18			-	2,063,725.18	309,559.00	1,754,166.18
9	Electronic Equipments	15%	5,332,905.44	14,532.00	29,965.75	-	5,377,403.19	804,363.00	4,573,040.19
10	Electronic Equipments - Centre of Excellence	15%	31,166.00			-	31,166.00	4,675.00	26,491.00
11	Equipment Under BCUD Project - Dr Sawaikar	15%	10,696.00			-	10,696.00	1,604.00	9,092.00
12	Equipment Under BCUD Project - Prof Deulgaonkar	15%	58,381.00			-	58,381.00	8,757.00	49,624.00
13	Equipment Under BCUD Project	15%	37,740.00			-	37,740.00	5,661.00	32,079.00
14	Fire Extinguisher	15%	2,193,688.00			-	2,193,688.00	329,053.00	1,864,635.00
15	Furniture & Fixture	10%	27,044,777.87		50,906.26	-	27,095,684.13	2,707,023.00	24,388,661.13
16	Laboratory Equipments	15%	812,936.00			-	812,936.00	121,940.00	690,996.00
17	Library Books & Digital Library	40%	206,801.62			2,538.00	204,263.62	81,705.00	122,558.62
18	Library Books Sc Scholarship 1516 SWD	40%	53,780.00		2,538.00	-	56,318.00	22,020.00	34,298.00



14 JAN 2022

2020-21

MARATHWADA MITRA MANDAL'S
COLLEGE OF ENGINEERING
 S.NO.18, PLOT.NO.5/3, NEAR VANADEVJI TEMPLE, KARVENAGAR, PUNE - 411 052


Schedule to and forming part of the Balance Sheet As on 31st March, 2021

SCHEDULE 6 : FIXED ASSETS

STATEMENT OF DEPRECIATION FOR THE YEAR 2020-21

(Amount Rs.)

Sr. No.	Particulars	Dep. Rate	Opening Balance (WDV)	Additions during the Year		Deletion	Closing Balance	Total Depreciation	Closing WDV
				Before 30.09.2020	After 30.09.2020				
19	Library Books BCUD Project Mrs Sawaikar	40%	379.00			-	379.00	152.00	227.00
20	Library Books BCUD Project Mrs Shirvale	40%	746.00			-	746.00	298.00	448.00
21	Library Books Under BCUD Proiect	40%	10,976.00			-	10,976.00	4,390.00	6,586.00
22	Machine & Tools	15%	646,995.00		4,956.00	-	651,951.00	97,421.00	554,530.00
23	Mechanical Lab Equipments	15%	108,416.00			-	108,416.00	16,262.00	92,154.00
24	Musical Equipments	15%	83,274.00			-	83,274.00	12,491.00	70,783.00
25	Office Equipments	15%	486,933.90	67,260.00		-	554,193.90	83,129.00	471,064.90
26	Physics Lab Equipments	15%	71,850.00			-	71,850.00	10,778.00	61,072.00
27	Plant & Machinery	15%	604,817.00			-	604,817.00	90,723.00	514,094.00
28	Rain Water Harvesting System	15%	9,986.00			-	9,986.00	1,498.00	8,488.00
29	RO Plant - 1000 LPH	15%	165,095.00			-	165,095.00	24,764.00	140,331.00
30	Sports & Gymkhana Equipments	15%	313,784.00			-	313,784.00	47,068.00	266,716.00
31	Vehicle - Go Kart Competition	15%	27,160.00			-	27,160.00	4,074.00	23,086.00
32	Vehicle - Motar Car	15%	313,886.35			-	313,886.35	47,083.00	266,803.35
33	Versatile Refrigeration Test Rig - ASHRAE GRANT	15%	157,722.00			-	157,722.00	23,658.00	134,064.00
34	Workshop Material	15%	219,778.50			-	219,778.50	32,967.00	186,811.50
35	Computers & Software - R&D	40%	44,107.00			-	44,107.00	17,643.00	26,464.00
36	Furniture & Fixtures Exp. - NAAC	10%	19,727.20			-	19,727.20	1,973.00	17,754.20



14 JAN 2022

MARATHWADA MITRA MANDAL'S
COLLEGE OF ENGINEERING
 S.NO.18, PLOT.NO.5/3, NEAR VANADEVJI TEMPLE, KARVENAGAR, PUNE - 411 052


Schedule to and forming part of the Balance Sheet As on 31st March, 2021

SCHEDULE 6 : FIXED ASSETS

STATEMENT OF DEPRECIATION FOR THE YEAR 2020-21

(Amount Rs.)

Sr. No.	Particulars	Dep. Rate	Opening Balance (WDV)	Additions during the Year		Deletion	Closing Balance	Total Depreciation	Closing WDV
				Before 30.09.2020	After 30.09.2020				
37	Led Television - NAAC	15%	105,629.00			-	105,629.00	15,844.00	89,785.00
38	Medical Equipments - NAAC	15%	1,658.00			-	1,658.00	249.00	1,409.00
39	Saraswati Temple - MMCOE Porch	10%	51,293.00			-	51,293.00	5,129.00	46,164.00
39	Submersible Pump 7.5 Hp	15%	22,188.00			-	22,188.00	3,328.00	18,860.00
	TOTAL Rs.		158,805,406.12	81,792.00	5,615,984.75	2,538.00	164,500,644.87	17,899,780.00	146,600,864.87



14 JAN 2022



MARATHWADA MITRA MANDAL'S
COLLEGE OF ENGINEERING
S.NO.18, PLOT.NO.5/3, NEAR VANADEVI TEMPLE, KARVENAGAR, PUNE - 411 052
Schedule to and forming part of the Balance Sheet As on 31st March, 2022

SCHEDULE 6 : FIXED ASSETS

STATEMENT OF DEPRECIATION FOR THE YEAR 2021-22

(Amount in Rs.)

Sr. No.	Particulars	Dep. Rate	Opening Balance (WDV)	Additions during the Year		Deletion	Closing Balance	Total Depreciation	Closing WDV
				Before 30.09.2021	After 30.09.2021				
1	Building	10%	10,43,07,527.50	-	-	-	10,43,07,527.50	1,04,30,753.00	9,38,76,774.50
2	Biological Waste Disposal Proj	15%	10,352.00	-	-	-	10,352.00	1,553.00	8,799.00
3	CCTV Setup	15%	1,58,210.97	-	-	-	1,58,210.97	23,732.00	1,34,478.97
4	Computer, Laptop & Softwares	40%	13,65,834.15	-	2,00,41,710.00	-	2,14,07,544.15	45,54,676.00	1,68,52,868.15
5	Chemistry Lab Equipments	15%	36,167.50	-	-	-	36,167.50	5,425.00	30,742.50
6	Electrical Equipments	15%	41,73,907.78	12,685.00	8,34,999.86	-	50,21,592.64	6,90,614.00	43,30,978.64
7	Electrical Lab Equipments	15%	5,528.90	-	30,090.00	-	35,618.90	3,086.00	32,532.90
8	Electrical Fixture	15%	17,54,166.18	-	-	-	17,54,166.18	2,63,125.00	14,91,041.18
9	Electronic Equipments	15%	45,73,040.19	6,400.03	25,02,077.56	-	70,81,517.78	8,74,572.00	62,06,945.78
10	Electronic Equipments - Centre of Excellence	15%	26,491.00	-	-	-	26,491.00	3,974.00	22,517.00
11	Equipment Under BCUD Project - Dr Sawaikar	15%	9,092.00	-	-	-	9,092.00	1,364.00	7,728.00
12	Equipment Under BCUD Project - Prof Deulgaonkar	15%	49,624.00	-	-	-	49,624.00	7,444.00	42,180.00
13	Equipment Under BCUD Project	15%	32,079.00	-	-	-	32,079.00	4,812.00	27,267.00
14	Fire Extinguisher	15%	18,64,635.00	-	1,94,855.76	-	20,59,490.76	2,94,309.00	17,65,181.76
15	Furniture & Fixture	10%	2,43,88,661.13	-	7,43,188.20	-	2,51,31,849.33	24,76,026.00	2,26,55,823.33
16	Laboratory Equipments	15%	6,90,996.00	-	15,08,268.22	-	21,99,264.22	2,16,770.00	19,82,494.22
17	Library Books & Digital Library	40%	1,22,558.62	-	29,569.50	-	1,52,128.12	54,937.00	97,191.12
18	Library Books Sc Scholarship 1516 SWD	40%	34,298.00	-	-	-	34,298.00	13,719.00	20,579.00
19	Library Books BCUD Project Mrs Sawaikar	40%	227.00	-	-	-	227.00	91.00	136.00
20	Library Books BCUD Project Mrs Shirvale	40%	448.00	-	-	-	448.00	179.00	269.00
21	Library Books Under BCUD Project	40%	6,586.00	-	-	-	6,586.00	2,634.00	3,952.00
22	Machine & Tools	15%	5,54,530.00	-	-	-	5,54,530.00	83,180.00	4,71,350.00
23	Mechanical Lab Equipments	15%	92,154.00	-	93,598.00	-	1,85,752.00	20,843.00	1,64,909.00
24	Musical Equipments	15%	70,783.00	-	-	-	70,783.00	10,617.00	60,166.00
25	Office Equipments	15%	4,71,064.90	11,941.20	1,47,488.00	-	6,30,494.10	83,513.00	5,46,981.10
26	Physics Lab Equipments	15%	61,072.00	-	63,489.00	-	1,24,561.00	13,922.00	1,10,639.00
27	Plant & Machinery	15%	5,14,094.00	-	-	-	5,14,094.00	77,114.00	4,36,980.00
28	Rain Water Harvesting System	15%	8,488.00	-	-	-	8,488.00	1,273.00	7,215.00
29	RO Plant - 1000 LPH	15%	1,40,331.00	-	-	-	1,40,331.00	21,050.00	1,19,281.00
30	Sports & Gymkhana Equipments	15%	2,66,716.00	-	87,680.00	-	3,54,396.00	46,583.00	3,07,813.00



MARATHWADA MITRA MANDAL'S
COLLEGE OF ENGINEERING
S.NO.18, PLOT.NO.5/3, NEAR VANADEVI TEMPLE, KARVENAGAR, PUNE - 411 052
Schedule to and forming part of the Balance Sheet As on 31st March, 2022

SCHEDULE 6 : FIXED ASSETS

STATEMENT OF DEPRECIATION FOR THE YEAR 2021-22

(Amount in Rs.)

Sr. No.	Particulars	Dep. Rate	Opening Balance (WDV)	Additions during the Year		Deletion	Closing Balance	Total Depreciation	Closing WDV
				Before 30.09.2021	After 30.09.2021				
31	Vehicle - Go Kart Competition	15%	23,086.00			-	23,086.00	3,463.00	19,623.00
32	Vehicle - Motor Car	15%	2,66,803.35			-	2,66,803.35	40,021.00	2,26,782.35
33	Versatile Refrigeration Test Rig - ASHRAE GRANT	15%	1,34,064.00			-	1,34,064.00	20,110.00	1,13,954.00
34	Workshop Material	15%	1,86,811.50			-	1,86,811.50	28,022.00	1,58,789.50
35	Computers & Software - R&D	40%	26,464.00			-	26,464.00	10,586.00	15,878.00
36	Furniture & Fixtures Exp. - NAAC	10%	17,754.20			-	17,754.20	1,775.00	15,979.20
37	Led Television - NAAC	15%	89,785.00			-	89,785.00	13,468.00	76,317.00
38	Medical Equipments - NAAC	15%	1,409.00			-	1,409.00	211.00	1,198.00
39	Saraswati Temple - MMCOE Porch	10%	46,164.00			-	46,164.00	4,616.00	41,548.00
40	Submersible Pump 7.5 Hp	15%	18,860.00			-	18,860.00	2,829.00	16,031.00
	TOTAL		14,66,00,864.87	31,026.23	2,62,77,014.10	-	17,29,08,905.20	2,04,06,991.00	15,25,01,914.20

